

# LP GAS: a safe use



## USE OF LP GAS

LP gas is used in industries, home, and some vehicles



## BOTTLED GAS

Different size content cylinders and tanks are employed for home use; they are manufactured following the Mexican official standards



## LEAK PREVENTION

Check to make sure cylinders, tanks and connections are in good condition. If your tank is over 10 years old, have it checked by a specialist

## EMERGENCIES IN MEXICO CITY

During 2013, the Mexico City Fire Department controlled 33,000 emergencies, of which 7,000 were due to gas leaks and 4,000 due to fire

## Be informed

Procuraduría Federal de Protección al Consumidor  
[www.gob.mx/profeco](http://www.gob.mx/profeco)

Secretaría de Energía  
[www.gob.mx/sener](http://www.gob.mx/sener)

Centro Nacional de Prevención de Desastres  
[www.gob.mx/cenapred](http://www.gob.mx/cenapred)

Source: Centro Nacional de Prevención de Desastres

Translation: Guadalupe Meléndez de Escalante

### Make sure cylinders have:

Protective collar

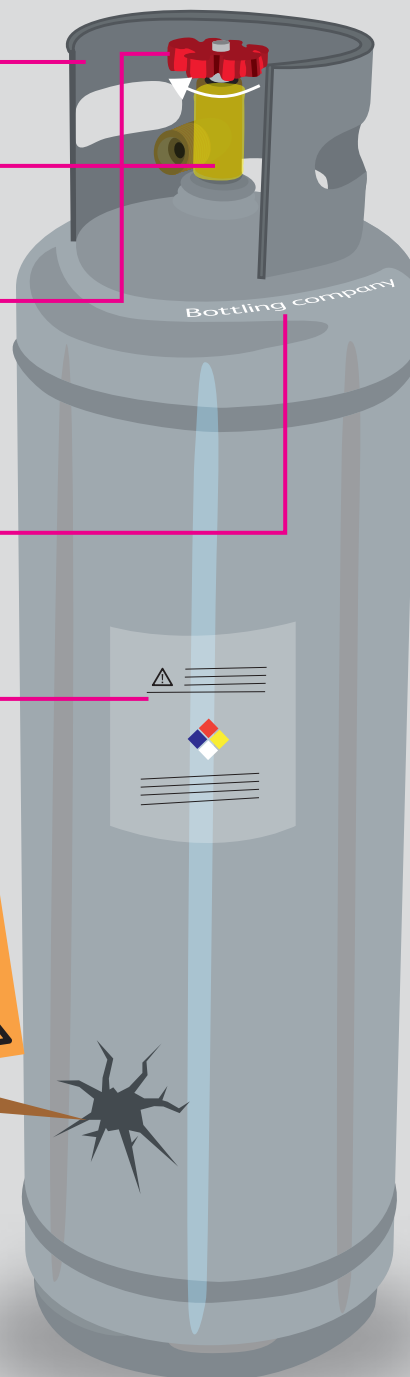
Safety plastic tape

Safety valve.  
To close, turn clockwise.  
Only having this valve closed, you may move the cylinder or tank

Identification and name of the bottling company

Safety label (optional)

Make sure cylinders are not damaged. If they are, do not accept them



Don't forget that tanks and cylinders must be free from obstacles and in well ventilated areas



For gas tanks, don't allow them to be filled over 80% of their capacity. Replace valves every five years



Report gas leaks or fires at **066**  
Illicit practices must be reported at 01 800 468 8722 or via email [denunciasgaslp@profeco.gob.mx](mailto:denunciasgaslp@profeco.gob.mx)

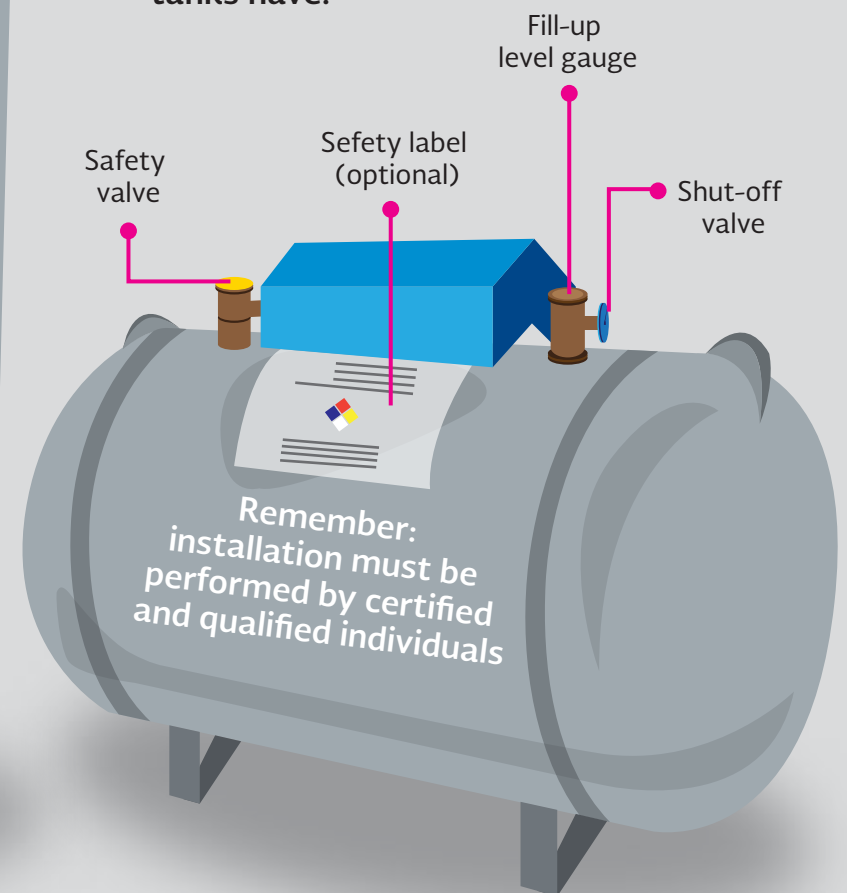
### Make sure tanks have:

Safety valve

Safety label (optional)

Fill-up level gauge

Shut-off valve



Remember: installation must be performed by certified and qualified individuals



**SEGURIDAD**  
SECRETARÍA DE SEGURIDAD  
Y PROTECCIÓN CIUDADANA



**CNPC**  
COORDINACIÓN NACIONAL  
DE PROTECCIÓN CIVIL



**CENAPRED**  
CENTRO NACIONAL DE  
PREVENCIÓN DE DESASTRES



# Characteristics and care of LP gas



## Where does it come from?

LP gas is an oil by-product, composed by propane and butane gases. For easier handling, it is turned into liquid by compression and cooling, and this is where its name comes from, liquified petroleum gas, or LP gas

## Characteristics

IT HAS NO COLOR: as liquid, it is colorless

IT HAS NO SMELL: initially, it has no smell, but a substance called ethyl mercaptan (rotten egg) so it can be perceived and leaks can be detected

IT IS CLEAN: non-toxic with full combustion. If combustion is incomplete, carbon monoxide is produced which is toxic and asphyxiates

IT IS HEAVIER THAN AIR: when there is a leak, gas tends to accumulate at the bottom, such as floors, basements, and underground parking areas


## Legal provisions on LP gas

Standard NOM011/1-SEDG-1999 provides that bottling companies must ensure cylinders are in good working conditions before being filled-up, and that damaged cylinders with dents or cracks not be used

## Tanks and cylinders installation

Tanks must be located far away from power sources that produce sparks or flames

When two or more cylinders are installed, the distance between them should be no less than 60 centimeters (2 feet); for tanks, it must be 1.5 meters (5 feet)



## Safety recommendations

**IN CASE OF A LEAK:** apply soapy water to pipes and valves to make sure if exists and where it is


- If valves or fittings on cylinders or tanks are damaged, don't try to repair them. Call a specialist and let him fix them
- Don't light matches, cigarettes, or any object that can produce a spark
- Open doors and windows for site ventilation and don't turn on or off any lights or electrical equipment
- If it is safe, close the shut off valve in the tank or cylinder

**IN CASE OF FIRE:** Keep calm. If it is a small fire, try the fire extinguishers to put it off

- Only abandon the site when evacuation routes and exits represent a lower risk than staying where you are
- Never jump out of rooftops or windows. Wait for firemen to rescue you
- Never go back to an area that had a fire, even if the fire has been put out, unless the authorities approve it

## Health problems

- **INHALATION:** Breathing LP gas produces headaches, nausea, vomiting, coughing, difficulty breathing, dizziness, drowsiness, disorientation, and in extreme cases, seizures, unconsciousness, and even death
- LP gas in contact with eyes produces freezing, swelling, and eye damage. In contact with the skin may produce cold burns



**Emergencies: report them at 066, 088, or to the local gas leaks central**